

# Art Attack!

Early Years  
and Key  
Stage 1  
Learning  
Project.

Spring 1



# Self-portraits in Early Years

We learned what a self-portrait is and looked at many self-portraits that had been created by many famous artists. We then looked carefully in mirrors and created our own self-portraits using oil pastels.



# Collaborative art in Early Years

We studied “Starry Night” by Vincent Van Gogh and talked about what we could see and how it made us feel. We each made a section of the night sky by mixing various shades of blue then adding detail in the style of Van Gogh.




# Collaborative art in Early Years

We made the buildings and added detail to the landscape. This is our final piece which Daniel in Class 2 thinks “is better than Van Gogh’s!”



# Transient art in Early Years

We had an artist's studio and we created lots of creative and unique artwork using the different materials and textures.



# Chinese New Year celebrations

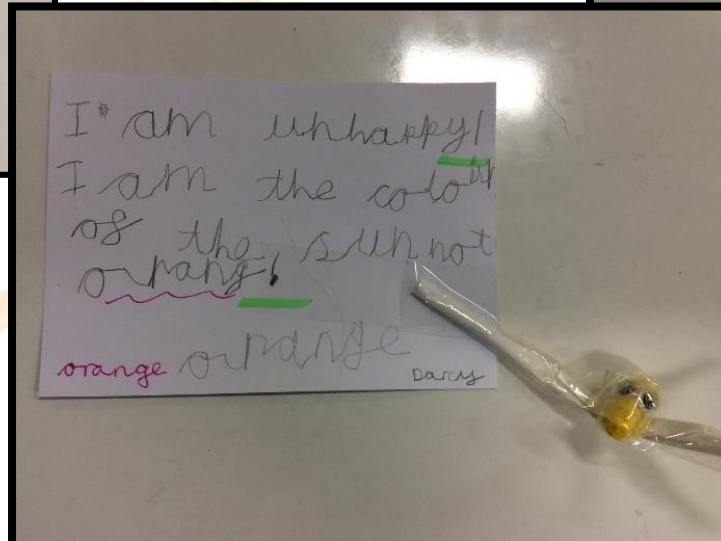



In Early Years we created many pieces of art as part of our learning and celebrations of Chinese New Year. We created large scale and collaborative firework and blossom tree pictures, we designed Chinese fans on 2 Simple, created dragon music and dances in Music and made our own Willow Pattern plates.



# The Day the Crayons Quit

**Key Stage's 1 focus text in January was**

**“The Day the Crayons Quit” by Drew Daywelt. Class 3’s first job was to make their own crayon character.**




Then we wrote our own letters to Duncan

To Duncan  
Its me Rainbow Crayon.  
I like it when you draw  
beautiful rainbows. I think  
your little sister is Nerey  
good at her rainbow  
princess book. I am really  
sorry that blue crayon is really  
stubby. Can you stop using  
him? From your happy friend rainbow  
your your your your crayon.

# Class 5 The Day the Crayons Quit

We read the story and discussed how each of the crayons were feeling. We looked carefully at their body language and what they were saying to see if that gave us clues about their feelings. Here are some of our freeze frames. Can you guess which emotions we are trying to show?



# Class 3

We have loved learning about different artists.

Did you know Kandinsky came from Russia and was one of the first abstract artists? Here are some of our Kandinsky inspired paintings.





# Class 5 Kandinsky

Class 5 enjoyed learning about colour mixing. We used different colours to make our own versions of Kandinsky's concentric circles picture.



# Henri Matisse

Matisse was a French artist. Like Kandinsky he was an abstract artist. Class 3 created their own artwork in the style of Matisse.



# Class 4 Henri Matisse 'Painting with scissors'

Class 4 really enjoyed learning about Henri Matisse and his method of painting with scissors! We used lots of different bright colours to make our own collages inspired by Matisse himself.


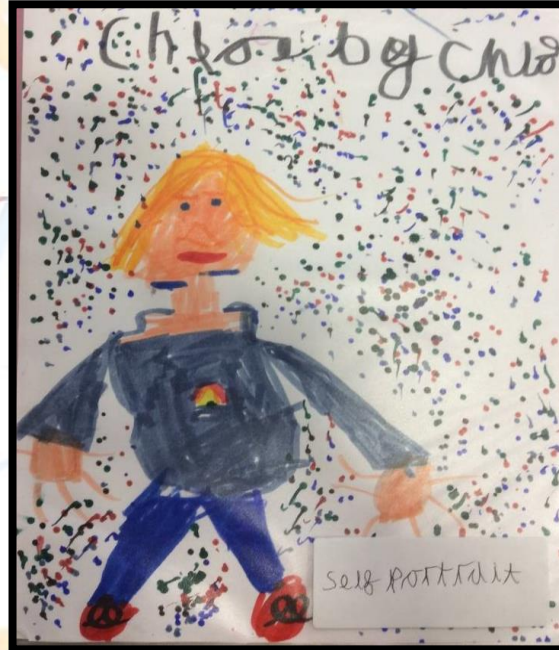


# Class 5 Matisse

We learnt all about Matisse and how his work changed over time. We then created our own collages using different colours and shapes to make under the sea pictures.





# Class 3's home learning challenges



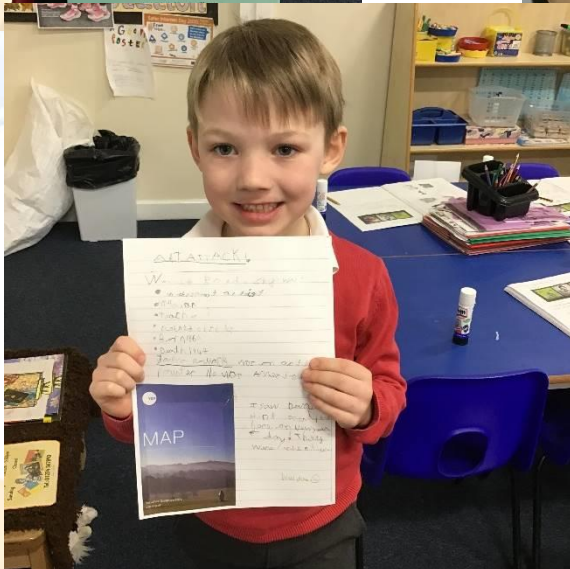

# Class 3's home learning challenges



# Class 4 Home learning challenges




# Class 4 Home learning challenges




# Class 3 Computing

Class 3 have really enjoyed making music using ICT



# Class 4 computing

We have really enjoyed linking our computing lessons to our art work this half term. We took each of the pieces of art work we created and became experts at photo editing. It was very exciting exploring the photo editing apps and experimenting with the colours.




# Class 4 Barbara Hepworth

One of our favourite artists who we have studied this half term has been Barbara Hepworth. We looked at the abstract sculptures she made and talked a lot about what we thought they represented. We then had a go at making our very own Hepworth inspired sculptures.



# Class 4 “Katie and the British Artists”

We enjoyed reading the book so much that we decided to write a diary as if we were Katie from the story, telling everybody about the exciting adventures we had been on.

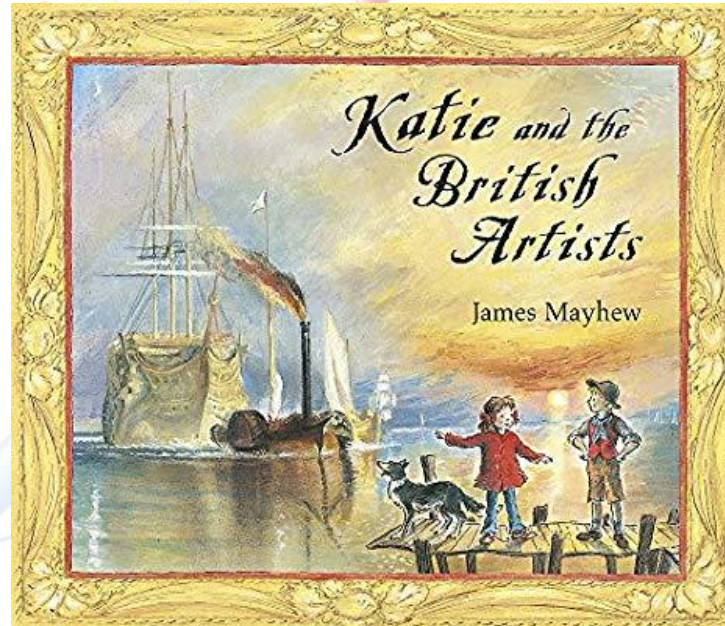


*Dear Diary,*

*What a brilliant day I have had! Today me and my friend Ben climbed into such a fantastic picture and we had an adventure. As we clambered into the painting we saw the crystal blue sea that sparkled like a star. In the distance I could hear seagulls barking noisily. Then I saw an old and abandoned ship. Me and Ben climbed into the ship and it felt like I had butterflies in my tummy. Although we felt anxious we were excited because we had never seen such a proper ship before.*

*By Ruby ,Class 4*  
www.fppt.info

# Class 4 “Katie and the British Artists”



*Dear Diary,*

*What a mind blowing day I have had! Today me and my friend Ben climbed into an amazing picture and we had such an adventure! We saw a ginormous ocean and in the distance I could hear seagulls snapping their jaws. We felt worried but also ecstatic because the ship we saw was huge.*

*By Jude, Class 4*

# Class 5 “Katie meets the British Artists”

We enjoyed reading the book so much that we decided to write about what it would be like to climb into a different picture. We looked at this snowy picture and tried to use different connectives to make our writing interesting to read.



*I would like to go into the picture because I could build a snowman and play on the sledge. But I would like to bring my friends so we could have a snowball fight. Even though I love snow, it is so cold and I don't want to get chilly. While I am making a snowman, my friends can have a snowball fight.*

*By Pearl, Class 5*

# KS1 Pollock

KS1 had a great time teaming up to create our own drip paintings inspired by Jackson Pollock.



**We hope you have enjoyed  
viewing our artistic learning  
project book!**

