

A polar bear is shown in profile, standing on a large, white ice floe. The bear's fur is a light cream color. The surrounding environment is a vast sea of smaller, broken ice floes, creating a textured, white and light blue landscape. The sky is a pale, hazy blue.

*Could a polar bear  
live happily in York?*

*Key Stage 1 Learning project Spring 1 2022*

# Class 3 Science

Disaster has struck in the Polar regions and the animals are stuck in the ice. Class 3 thought up some good ideas about how to save them. What do you think will be the best idea?

A whiteboard with handwritten ideas for saving animals stuck in ice. The ideas are organized around a central drawing of a penguin. The ideas include:

- Standing on it
- paint brush
- hold it
- put it in the sun
- lick it
- hold it
- slicing
- drop it in water
- Salt
- Scissors
- rulers
- rub it on the ground
- pencil
- rub on a ruler

On the right side of the whiteboard, there is a list of numbers 1 through 6, each followed by a tally mark:

- 1 |||
- 2 |||
- 3 |
- 4 ||| |||
- 5 |||
- 6 ||| |||



# Class 3 Science







*In the end the best way to free the animals was to break the ice by dropping it.*



# Class 3 Art

Class 3 have made playdough sculptures of their favourite Polar animals




# Class 3 English

In English we have written a report all about Polar Bears. We researched the topic by reading books and websites, asking experts and watching TV programmes.

DATE Friday 4th February 2022  
WALT: I can write an information text

Writing Checklist	Assessment
Subheadings	
Accurate facts	
Capital letters and full stops	
Range of connectives	



## Polar Bears

Today I am going to tell about Polar Bears. Polar Bears are mammals big mammals. Polar Bears are the biggest carnivores in the world. Polar Bears have see through fur so they do not get sun burnt.

### Where do they live?

Polar Bears live in the Arctic circle at the top of the world. The weather is normally very windy and breezy and cold. The ice is slippery so the polar bears have claws so not slip. The sun shines on the middle of the earth so the top of the earth gets less sun light. <sup>plus</sup> it is less warm so it is cold, very cold like freezing cold.

### What do they eat?

Polar Bears eat seals and fish. But in the summer and spring they eat berries and grass. They are omnivores in the winter, spring, summer and autumn. The polar bears wait near the seals breathing holes and when the seals come up to breathe the polar bears grab them by the neck with their sharp teeth.

### How do they survive?

Polar bears can survive by eating fish and seals. However they can eat berries and grass. But there can be problems: 1. The ice is melting and that means that it is hard to get the fish because the planet is getting warmer so the fish are swimming away. A polar bear not get to eat for another year he can't.

### Conclusion

I hope you have learnt a lot about polar bears. To help polar bears and any other animal in the arctic you can help by donating. Turn off the TV when you are not watching it. Turn off your car when you are in a long traffic jam. So the and make sure stop cutting down trees.



# Class 3 English

WALT: I can write an information text

Writing Checklist	Assessment
Subheadings	
Accurate facts	
Capital letters and full stops	
Range of connectives	



Polar Bears

Today I am going to tell you all about polar bears. Polar bears are carnivores for three seasons but in spring half of them are herbivores.

Where do they live?

Polar Bears live in the Arctic Circle it includes Canada, Norway, Sweden, Finland and the Arctic and most of other bits around.

What do they eat?


Polar Bears have a amazing sense of smell they can smell a seal from a mile away and under a meter of snow. They eat seals and fish with instead other cod trout and salmon.



# Class 4 - art


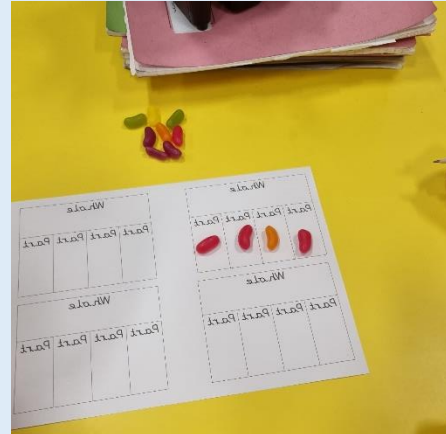

## Inuit sculptures

After looking some examples of Inuit stone carving and studying arctic animals we created our own arctic animal sculptures from Play Doh.



# Class 4 - Maths

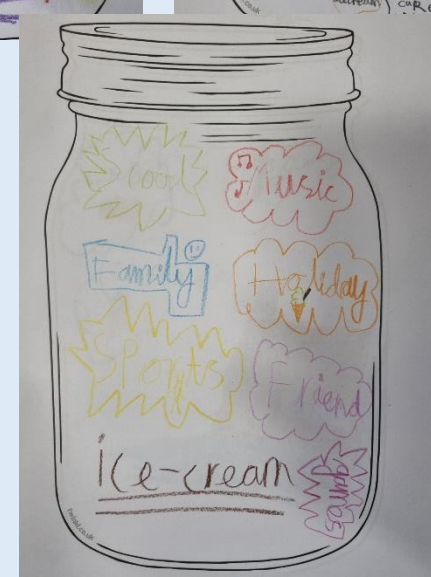


This term we got to grips with fractions including halves, quarters and thirds. During NSPCC's Number Day we used jelly beans to find fractions...then had a great time eating them





# Class 4 - Mental health week

During this week we practised meditation, mindfulness, creating positivity jars, took walks outside and made our own worry dolls.



# Class 4 - Science

We have loved learning about Arctic animals and their extraordinary habitats. We even got to investigate ice and its properties by melting 'icebergs' with animals trapped inside



# Class 4 - English

Along with stories, diary entries and fact files this term we created some letters to our bear friends thanking them for their gifts that made our igloos a little bit more fun.

with love  
the Arctic

Wednesday 19<sup>th</sup> January 2022

Dear Panda Bear,

I am writing to you to say thank you for my present sent to me with love.

The Silkwooms are beautiful! They knitted with care, and that was what I was hoping for. I especially liked the lovely, rainbow slippers. The scarf is very cosy and beautiful! I will enjoy the thick boots, because they are so fun to play around in!

I'm very happy to have you as a friend. I liked the little funny wiggles the Silkwooms do!

with love from your friend,  
Polar Bear.

W 2

Iceick Igloo  
north pole  
the Arctic

Wednesday 19<sup>th</sup> January 2022

Dear Brown bear

Thank you for my pet gish he is really likes me.

Before that my house was all dirty and cold I always wanted a gish. My house was empty and it was very boring. I had to eat a lot of letters. but so well.

But I am so happy to have me as your friend.

Love from your friend polar bear



# Class 5 Gymnastics

We have been practising a variety of balances, jumps and rolls this half term. Check out some of our amazing moves!



# Class 5 Gymnastics



# Class 5 DT

We have been learning about sculpture. We designed and made our own igloos using clay.

