

PLAYTIME!

EARLY YEARS AND KEY STAGE 1

LEARNING PROJECT- AUTUMN 2, 2019



IN EARLY YEARS TOYS HELP US TO LEARN EVERY DAY!



IN EARLY YEARS TOYS HELP US TO LEARN EVERY DAY!



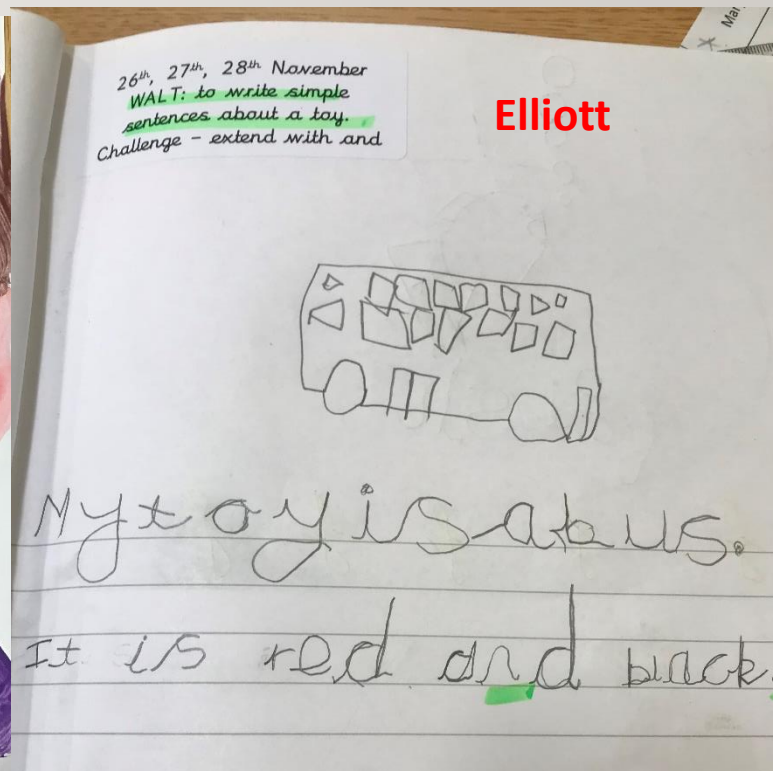

EARLY YEARS TOY WORKSHOP

We really enjoyed learning about toys from the past. We looked closely at the materials they were made from and investigated how they worked.



BRING YOUR FAVOURITE TOY TO SCHOOL DAY

The children brought in their favourite toy from home to show their friends. The children talked about their favourite toy before painting a picture of it and writing about it.



TEDDY BEARS PICNIC



We had a Teddy Bears phonics picnic! Before we could try each item we had to teach our teddies the sound that it began with.

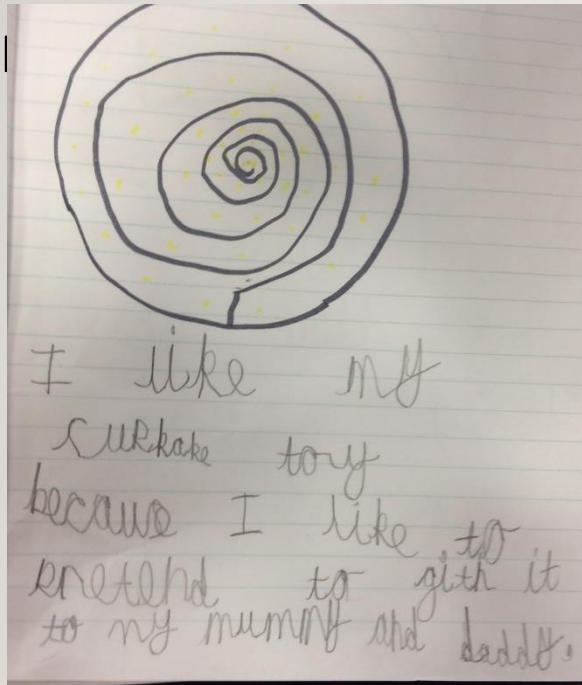


EARLY YEARS TOY FACTORY



As well as playing and learning we toys we already had we also made our own! We made a sock puppet, a split pin teddy bear and a moving picture.



CLASS 3 HOME LEARNING CHALLENGES




HOME LEARNING CHALLENGES




HOME LEARNING CHALLENGE

This weekend we have enjoyed doing some of the learning challenges. Chloe's Nana and Grandad have stayed with us this weekend and have helped!

- ① Draw a picture of your favourite toy. (see LHS-dolls house)
- ② make your own puppet (see enclosed)
- ③ Read a book about toys. We read the story about toys having their own adventure at the end of the day, from Alice's story book.
Chloe read some of the sentences.
- ④ We started asking family what toys they played with.
We will do some more of this task when we see more family!



HOME LEARNING CHALLENGES



MORE HOME LEARNING CHALLENGES




OUR PARENTS' AND GRANDPARENTS' FAVOURITE TOYS

One of our challenges was to find out what toys our parents' and grandparents' loved to play with.

Mum's
favourite toy
was her doll
Sophie which
she was 5.

her papa was 8
he liked cars.



Op's favourite toys were
his bears. They were

Nana liked
dolls.


Grandad liked
his train.

CLASS 3 TOYS IN SCHOOL

In class 3 we love construction toys, the bigger the better!



CLASS 3 TOYS IN SCHOOL



CLASS 3 TOY WORKSHOP

We enjoyed playing with old toys and finding out what they are made of.



CLASS 5 – DOGGER LOST POSTERS



Have you seen my dog? I lost him at school when I asked my mummy to hold him because I was getting ice creams. He is soft, fluffy and has a blue colour. If you find him, please contact 8932. You will get a free trip to Flamingo Land.


By Connie, Class 5

Have you seen this dog? I lost him at the summer fair yesterday when we went to get ice creams. Dogger has light brown fur, cute brown eyes with a pitch black nose and a floppy tail. His collar is yellow. If you find him, the reward is £5.

By Issac, Class 5

CLASS 5 – MAKING SNOWMAN PUPPETS

We had a fantastic time learning to sew by making our very own snowman puppets. Thank you to all of the adults who came in to help us!



CLASS 5 – MAKING SNOWMAN PUPPETS

How to make a snowman puppet

1. First, get your snowman cut-outs, a needle and choose a colour of thread.
2. Secondly, carefully put the thread through the hole in the needle. Be careful because the hole is small.
3. After that, tie a knot in both ends of the thread so it doesn't slip out.
4. Next, gently push the needle up and down through the holes to sew them together.
5. Then, colour the eyes, gloves, scarf, nose and mouth.
6. After that, neatly cut them out. Be careful because the scissors are sharp!
7. Finally, use the glue to stick the objects on.



KS1 – CHURCH VISIT

As part of our RE learning about Christianity, we went up to St Edwards Church for a visit. We had chance to explore the church, try on some of the choir robes, make stone rubbings and ask lots of interesting questions. Thank you to Katie and Ruthie for making us feel so welcome and for answering all of our questions.




CLASS 4 TOY WORKSHOP



We explored toys from the past including spinning tops, dominoes and kaleidoscopes. But our favourite toy by far was Jacob's ladder! Some of us even added this toy to our Christmas lists!

CLASS 5 TOY WORKSHOP

We learnt the rules for pick up sticks, noughts & crosses and dominoes before we had a go at playing with each of them in groups.



CLASS 5 TOY WORKSHOP

Afterwards, we learnt about toys from the past. Catherine told us all bout Jacob's ladder, a ball and cup, puppets, leather balls, kaleidoscopes, music boxes, jack in the boxes, spinning cups and pecking hens.







CLASS 4 GYMNASTICS




We have really enjoyed our gymnastics lessons this half term. We have developed our balancing skills and learnt how to do pencil, tuck and teddy bear rolls!



CLASS 4 HOME LEARNING CHALLENGES



CLASS 4 HOME LEARNING CHALLENGES



CLASS 4 TOY FACT FILES

All about toys

Do you know all about amazing toys? Well if you don't read on and you will find out all about unbelievable toys. You could say you will become a toy expert!

Kaleidoscopes

The first kaleidoscope was made by a Scottish man over 200 years ago. To play with a kaleidoscope you simply put your eye against the end and twist the other end. This will make little, marvellous patterns. Kaleidoscopes are made from a useful type of metal called tin. This is the same type of tin used for foods such as sardines. Inside a kaleidoscope are beads and mirrors. These two things are what make the wonderful patterns.

By Isabelle, Class 4



CLASS 4 TOY FACT FILES

All about toys

Have you ever wanted to learn about toys? Well read this report and you will learn millions of facts!

Pop up puppets

Puppets are one of the oldest toys around because they have been around for about 3000 years. Pop up puppets are made of fabric and wood. You can use them to retell exciting stories with your friends and even make up your very own stories using silly voices! In the olden days these puppets would be homemade because mums used to make them out of scraps of fabric left over from their children's clothing.

By Alfred, Class 4



EARLY YEARS NATIVITY – CHRISTMAS COUNTS



EARLY YEARS NATIVITY – CHRISTMAS COUNTS



KS1 NATIVITY – CHRISTMAS WITH THE ALIENS



KS1 NATIVITY – CHRISTMAS WITH THE ALIENS



KS1 NATIVITY – CHRISTMAS WITH THE ALIENS



EARLY YEARS AND KEY STAGE 1 HAVE LOVED LEARNING ALL ABOUT TOYS!

