



Christmas 2023 Edition

# Kids Activity

# •••• Pack ••••

Packed full of family  
friendly fun activities and  
challenges for everyone!



Trans Pennine Trail




[www.transpenninetrail.org.uk](http://www.transpenninetrail.org.uk)

Let's go on a...

# Winter I-spy Mission

**Take a walk in nature and see what you can spot**

Look out for the things below and tick them off the sheet when you spot them.




Frost



Robin



Holly



Evergreen  
Tree



Puddle



Bare tree



Pinecone



Animal tracks





Design your very own...

# Christmas Wreath

## Make a natural Christmas wreath with Hannah the horse.

Take a foraging walk along the Trail to gather berries, pinecones, pine needles & twigs for this creative craft

### You will need:

Large and medium size dinner plates

Scissors

Cardboard

PVA Glue

Ribbon or string

Berries, pinecones, twigs, fir or pine needles



**1** Place the larger plate on the cardboard and carefully draw around it.

**2** Place the smaller plate in the middle of the larger circle and carefully draw around it.

**3** Cut it out then cut the smaller circle in the middle to make a ring.

**4** Paint one side of your cardboard ring green.

**5** Decorate your ring by gluing on the natural items you collected, then leave the glue to dry.

**6** Carefully pierce a hole in the cardboard, thread string or ribbon through the hole, then tie it in a loop so you can hang it up.

You can use different shades of green to give it a camouflaged effect



Write your

# Letter to Santa

**Use Mandy the Mole's letter to let Santa know what you would like for Christmas**



**Dear Santa**

My name is .....

And I have been

*Awesome*

*Pretty cool*

*A little bit naughty but nice*

*Naughty but I can explain*




Please can I have ..... for

Christmas this year? It would also be great if I could receive

..... and it would be really cool if you could

also bring .....for .....

Picture of my dream present



Thank you

.....

You can now send it to  
Santa at the North Pole



Get baking...

# Xmas Pudding Krispies



**Help Ford the Fox make some festive krispies!**

.....

## You will need:

- 100 g Butter
  - 200 g Mars bars chopped up
  - 2 tbsps Golden syrup
  - 140 g Rice krispies
  - 180 g White chocolate
  - Christmas sprinkles
- .....

- 1** Grease and line the holes of a 12 hole muffin tin with baking paper.
- 2** Chop the Mars bars into smaller pieces, then add them to the saucepan along with the butter and the golden syrup.
- 3** Place the pan over a low heat and stir until it has all melted together.
- 4** Place the rice krispies into a large mixing bowl, then pour the melted chocolate mixture over. Mix well until the rice krispies are completely coated.
- 5** Spoon the mixture into the lined muffin tin holes and press it down firmly.
- 6** Once set, turn them out so you have Xmas pudding shapes.
- 7** Melt the white chocolate in a heat proof bowl over a pan of simmering water.
- 8** Once fully melted spoon it over the top of the Xmas Krispie cakes, then decorate with Christmas sprinkles.
- 9** Place them in to the fridge for an hour or so until the chocolate has set.



Try these

# Xmas Cracker Jokes

on your family & friends



What happens  
if you eat  
Christmas  
decorations?  
You get  
Tinselitus!

What do you get if you  
cross a Christmas tree  
with an apple?  
A pineapple!

Why was the snowman  
looking through the carrots?  
He was picking his  
nose!

What kind of  
bug hates  
Christmas?  
A humbug!

Where do Snomen go  
dancing?  
A snowball!

What pizza does King  
Wenceslas like?  
Deep pan, crisp and  
even!

What does Santa  
use to measure?  
Santametres!

Have you enjoyed the activities in our Christmas pack?

We'd love to hear your stories and see your photos! Please send them to us by email or tag us on social media!

Did you know that we can send you a digital certificate for completing the activities?

Interested? Get in touch!

.....

***Please Read:***

*Please confirm you are happy for us to use your images in our marketing materials (such as on social media, leaflets, press releases)*

*We love seeing you all out enjoying the Trail!*

.....

If you'd like to make a small donation to the Friends of the Trans Pennine Trail, please scan the QR code:



To find out more information on the Friends, see the link below:  
[www.transpenninetrail.org.uk/friends](http://www.transpenninetrail.org.uk/friends)

✉ [info@transpenninetrail.org.uk](mailto:info@transpenninetrail.org.uk)

👁 [www.transpenninetrail.org.uk](http://www.transpenninetrail.org.uk)

🐦 [@TPT\\_National](https://twitter.com/TPT_National)

📘 [@TransPennineTrailNationalOffice](https://www.facebook.com/TransPennineTrailNationalOffice)